

HEC

INFRA PROJECTS LIMITED

ENGINEERING CONSULTANTS & CONTRACTORS

Sigma-1 Corporates, Corporate House No. 6, Sindhu Bhavan Road, Nr. Mann Party Plot Cross Road,
Bodakdev, Ahmedabad - 380 054. Gujarat, India. Telefax : +91 - 79 - 4008 6771-74.

E-mail : elect@hecproject.com, Web. : www.hecprojects.in, CIN : L45200GJ2005PLC046870

Date: 12th October, 2021

To,
National Stock Exchange of India Limited
Exchange Plaza,
Plot no. C/1, G Block,
Bandra-Kurla Complex,
Bandra (E),
Mumbai - 400 051
Symbol: HECPROJECT
Series: SM

Dear Sir/ Madam,


Sub: Submission of Shareholding Pattern for the Half year ended on 30th September, 2021


Pursuant to Regulation 31(1)(b) of the Securities and Exchange Board of India (Listing Obligations and Disclosure Requirements) Regulations, 2015 please find enclosed herewith Shareholding Pattern for the half year ended on 30th September, 2021.

Kindly acknowledge the same.

Thanking You.

For, HEC INFRA PROJECTS LIMITED


GAURANG SHAH
MANAGING DIRECTOR
DIN: 01756079




Enclosure: As above

Quality & Commitment....:

1. Name of Listed Entity:HEC Infra Projects Limited
2. Scrip Code/Name of Scrip/Class of Security: HECPROJECT
3. Share Holding Pattern Filed under: 31b
4. Share Holding Pattern as on : 30-Sep-2021
5. **Declaration:** The Listed entity is required to submit the following declaration to the extent of submission of information:-

S. No.	Particulars	Yes/No	
1	Whether the Listed Entity has issued any partly paid up shares?	No	
2	Whether the Listed Entity has issued any Convertible Securities?	No	
3	Whether the Listed Entity has any shares against which depository receipts are issued?	No	
4	Whether the Listed Entity has any shares in locked-in?	No	
5	Whether any shares held by promoters are pledge or otherwise encumbered?	No	
6	Whether the Listed Entity has issued any differential Voting Rights?	No	
7	Whether the Listed Entity has issued any Warrants ?	No	
8	Whether the listed entity has any significant beneficial owner?	No	



A handwritten signature in black ink, appearing to be "S. P. M." or similar, written over a horizontal line.

Table I - Summary Statement holding of specified securities

Category (I)	Category of shareholder (II)	Nos. of shareholders (III)	No. of fully paid up equity shares held (IV)	No. of Partly paid-up equity shares held (V)	No. of shares underlying Depository Receipts (VI)	Total nos. shares held (VII) = (IV)+(V)+(VI)	Shareholding as a % of total no. of shares (calculated as per SCRR, 1957) (VIII)	Number of Voting Rights held in each class of securities (IX)			No. of Shares Underlying Outstanding convertible securities (including Warrants) (X)	Shareholding, as a % assuming full conversion of convertible securities (as a percentage of diluted share capital) (XI) = (VII)+(X)	Number of Locked in shares (XII)		Number of Shares pledged or otherwise encumbered (XIII)		Number equity shares held in dematerialized form (XIV)
			As a % of (A+B+C2)	No of Voting Rights				Total as a % of (A+B+C)	No. (a)	As a % of total Shares held (b)			No. (a)	As a % of total Shares held (b)			
				Classes eg: X	Classes eg: y	Total											
A	Promoter & Promoter Group	6	1488432	0	0	1488432	73.41	1488432	0	1488432	73.41	0	0	0	0	0	1488432
B	Public	98	539200	0	0	539200	26.59	539200	0	539200	26.59	0	0				539200
C	Non Promoter-Non Public	0	0	0	0	0		0	0	0	0	0	0				0
C1	Shares underlying DRs	0	0	0	0	0		0	0	0	0	0	0				0
C2	Shares held by Employee Trusts	0	0	0	0	0		0	0	0	0	0	0				0
	Total	104	2027632	0	0	2027632	100	2027632	0	2027632	100	0	0	0	0	0	2027632






Table II - Statement showing shareholding pattern of the Promoter and Promoter Group

	Category & Name of the Shareholders (I)	PAN (II)	No. of sharehold older (III)	No. of fully paid up equity shares held (IV)	Partly paid-up equity shares held (V)	Nos. of shares underlying Depository Receipts (VI)	Total nos. shares held (VII = IV+V+VI)	Shareholding % calculate d as per SCRR, 1957 (VIII)	Number of Voting Rights held in each class of securities (IX)			No. of Shares Underlying Outstanding convertible securities (including Warrants) (X)	Shareholding %, as a % assuming full conversion of convertible securities (XI) = (VII)+(X) as a % of A+B+C2	Number of Locked in shares (XII)		Number of Shares pledged or otherwise encumbered (XIII)		Number of equity shares held in dematerialized form (XIV)	
									No of Voting Rights					Total as a % of Total Voting rights	No. (a)	As a % of total Shares held (b)	No. (a)		As a % of total shares held (b)
									Class X	Class Y	Total								
1	Indian		0	0	0	0	0	0	0	0	0	0	0	0	0	0	0	0	
a	Individuals/Hindu undivided Family		5	1394932	0	0	1394932	68.8	1394932	1394932	68.8	0	68.8	0	0	0	0	1394932	
	GAURANG PARMANAND SHAH	ACEP S6664 C	1	1144982	0	0	1144982	56.47	1144982	1144982	56.47	0	56.47	0	0	0	0	1144982	
	RUPAL GAURANG SHAH	AFDP S5118 R	1	243400	0	0	243400	12	243400	243400	12	0	12	0	0	0	0	243400	
	UNNATI VIKRAM SHAH	AIQP S6604 L	1	4132	0	0	4132	0.2	4132	4132	0.2	0	0.2	0	0	0	0	4132	
	RAHUL GAURANG SHAH	DCFP S0317 N	1	2318	0	0	2318	0.11	2318	2318	0.11	0	0.11	0	0	0	0	2318	
	VIKRAM PARMANAND SHAH	AIFP S9377 R	1	100	0	0	100	0	100	100	0	0	0	0	0	0	0	100	
b	Central Government/ State		0	0	0	0	0	0	0	0	0	0	0	0	0	0	0	0	




	Government(s)																		
c	Financial Institutions/ Banks		0	0	0	0	0	0	0	0	0	0	0	0	0	0	0	0	0
d	Any Other (specify)		1	93500	0	0	93500	4.61	93500	0	93500	4.61	0	4.61	0	0	0	0	93500
	Bodies Corporate		1	93500	0	0	93500	4.61	93500	0	93500	4.61	0	4.61	0	0	0	0	93500
	PARAS ENGEN INDIA	AAE CP48 12E	1	93500	0	0	93500	4.61	93500	0	93500	4.61	0	4.61	0	0	0	0	93500
	Sub-Total (A)(1)		6	1488432	0	0	1488432	73.41	1488432	0	1488432	73.41	0	73.41	0	0	0	0	1488432
2	Foreign		0	0	0	0	0	0	0	0	0	0	0	0	0	0	0	0	0
a	Individuals (Non-Resident Individuals/ Foreign Individuals)		0	0	0	0	0	0	0	0	0	0	0	0	0	0	0	0	0
b	Government		0	0	0	0	0	0	0	0	0	0	0	0	0	0	0	0	0
c	Institutions		0	0	0	0	0	0	0	0	0	0	0	0	0	0	0	0	0
d	Foreign Portfolio Investor		0	0	0	0	0	0	0	0	0	0	0	0	0	0	0	0	0
e	Any Other (specify)		0	0	0	0	0	0	0	0	0	0	0	0	0	0	0	0	0
	Sub-Total (A)(2)		0	0	0	0	0	0	0	0	0	0	0	0	0	0	0	0	0
	Total Shareholding of Promoter and Promoter Group (A)= (A)(1)+(A)(2)		6	1488432	0	0	1488432	73.41	1488432	0	1488432	73.41	0	73.41	0	0	0	0	1488432




[Handwritten signature]

Table III - Statement showing shareholding pattern of the Public shareholder

	Category & Name of the Shareholders (I)	PAN (II)	Nos. of share holder (III)	No. of fully paid up equity shares held (IV)	Partly paid-up equity shares held (V)	Nos. of shares underlying Depository Receipts (VI)	Total nos. shares held VII = IV+V+VI	Shareholding % calculated as per SCRR, 1957 As a % of (A+B+C2) VIII	Number of Voting Rights held in each class of securities (IX)			No. of Shares Underlying Outstanding convertible securities (including Warrants) (X)	Total shareholding, as a % assuming full conversion of convertible securities (as a percentage of diluted share capital) (XI)	Number of Locked in shares (XII)		Number of Shares pledged or otherwise encumbered (XIII)		Number of equity shares held in dematerialized form (XIV)	
									No of Voting Rights					Total as a % of Total Voting rights	No. (a)	As a % of total Shares held (b)	No. (Not applicable) (a)		As a % of total shares held (Not applicable) (b)
									Class X	Class Y	Total								
l	Institutions		0	0	0	0	0	0	0	0	0	0	0	0	0	0	0	0	0
a	Mutual Funds/		0	0	0	0	0	0	0	0	0	0	0	0	0	0	0	0	0
b	Venture Capital Funds		0	0	0	0	0	0	0	0	0	0	0	0	0	0	0	0	0
c	Alternate Investment Funds		0	0	0	0	0	0	0	0	0	0	0	0	0	0	0	0	0
d	Foreign Venture Capital Investors		0	0	0	0	0	0	0	0	0	0	0	0	0	0	0	0	0
e	Foreign Portfolio Investors		0	0	0	0	0	0	0	0	0	0	0	0	0	0	0	0	0
f	Financial Institutions/ Banks		0	0	0	0	0	0	0	0	0	0	0	0	0	0	0	0	0
g	Insurance Companies		0	0	0	0	0	0	0	0	0	0	0	0	0	0	0	0	0
h	Provident Funds/ Pension Funds		0	0	0	0	0	0	0	0	0	0	0	0	0	0	0	0	0
i	Any Other		1	17400	0	0	174000	8.58	174000	0	174	8.58	8.58	0	0				174000



	(specify)			0				0	000								
	Other		1	174000	0	0	174000	8.58	174000	174000	8.58	0	8.58	0	0		174000
	WEALTH FIRST PORTFOLIO MANAGERS -Market Maker	AAB CD45 80C	1	174000	0	0	174000	8.58	174000	174000	8.58	0	8.58	0	0		174000
	Sub-Total (B)(1)		1	174000	0	0	174000	8.58	174000	174000	8.58	0	8.58	0	0		174000
2	Central Government/ State Government(s) / President of India		0	0	0	0	0	0	0	0	0	0	0	0	0		0
	Sub-Total (B)(2)		0	0	0	0	0	0	0	0	0	0	0	0	0		0
3	Non-institutions		0	0	0	0	0	0	0	0	0	0	0	0	0		0
a	Individuals -		84	224867	0	0	224867	11.09	224867	224867	11.09	0	11.09	0	0		224867
i	Individual shareholders holding nominal share capital up to Rs. 2 lakhs.		83	199667	0	0	199667	9.85	199667	199667	9.85	0	9.85	0	0		199667
ii	Individual shareholders holding nominal share capital in excess of Rs. 2 lakhs.		1	25200	0	0	25200	1.24	25200	25200	1.24	0	1.24	0	0		25200
	NITINKUMARATH		1	25200	0	0	25200	1.24	25200	25200	1.24	0	1.24	0	0		25200



	R JAYANTILA L PATEL	PP17 29P									00								
b	NBFCs registered with RBI		0	0	0	0	0	0	0	0	0	0	0	0	0	0	0	0	0
c	Employee Trusts		0	0	0	0	0	0	0	0	0	0	0	0	0	0	0	0	0
d	Overseas Depositories (holding DRs) (balancing figure)		0	0	0	0	0	0	0	0	0	0	0	0	0	0	0	0	0
e	Any Other (specify)		13	14033	0	0	140333	6.92	14033	0	140	6.92	0	6.92	0	0			140333
	Bodies Corporate		2	11520	0	0	115200	5.68	11520	0	115	5.68	0	5.68	0	0			115200
	SUMANJU PROJECTS AND SERVICES LIMITED	AAV CS16 84E	1	10800	0	0	108000	5.33	10800	0	108	5.33	0	5.33	0	0			108000
	Clearing member		5	13133	0	0	13133	0.65	13133	0	131	0.65	0	0.65	0	0			13133
	HUF		4	8400	0	0	8400	0.41	8400	0	840	0.41	0	0.41	0	0			8400
	Non-Resident Indian (NRI)		2	3600	0	0	3600	0.18	3600	0	360	0.18	0	0.18	0	0			3600
	Sub-Total (B)(3)		97	36520	0	0	365200	18.01	36520	0	365	18.01	0	18.01	0	0			365200
	Total Public Shareholding (B)= (B)(1)+(B)(2) +(B)(3)		98	53920	0	0	539200	26.59	53920	0	539	26.59	0	26.59	0	0			539200




Table IV - Statement showing shareholding pattern of the Non Promoter- Non Public shareholder

Category & Name of the Shareholders (i)	PAN (ii)	No. of share holder (iii)	No. of fully paid up equity shares held (iv)	Partly paid-up equity shares held (v)	Nos. of shares underlying Depository Receipts (vi)	Total no. shares held (vii) = (iv)+(v)+(vi)	Shareholding % calculate d as per SCRR, 1957 (viii)	Number of Voting Rights held in each class of securities (ix)			No. of Shares Underlying Outstanding convertible securities (including Warrants) (x)	Total shareholding, as a % assuming full conversion of convertible securities (as a percentage of diluted share capital) (xi)	Number of Locked in shares (xii)		Number of Shares pledged or otherwise encumbered (xiii)		Number of equity shares held in dematerialized form (xiv) (Not Applicable)	
								No of Voting Rights					Total as a % of Total Voting rights	No.	As a % of total Shares held	No. (Not applicable)		As a % of total shares held (Not applicable)
								Class X	Class Y	Total								
1	Custodian/DR Holder	0	0	0	0	0		0	0	0	0	0	0	0	0	0	0	
2	Employee Benefit Trust (under SEBI (Share based Employee Benefit) Regulations, 2014)	0	0	0	0	0	0	0	0	0	0	0	0	0	0	0	0	0
	Total Non-Promoter- Non Public Shareholding (C)= (C)(1)+(C)(2)	0	0	0	0	0		0	0	0	0	0	0	0	0	0	0	0




Table V - Statement showing shareholding pattern of the Significant Beneficiary Owner (SBO)

Name	PAN	Passport No. in case of a foreign national	Nationality	Details of holding/ exercise of right of the SBO in the reporting company, whether direct or indirect*					Date of creation acquisition of significant beneficial interest
				Shares	Voting rights	Rights on distributable dividend or any other distribution	Exercise of control	Exercise of significant influence	

Table II- Unclaim Details

Details of Shares which remain unclaimed may be given here along with details such as number of shareholders, outstanding shares held in demat/unclaimed suspense account, voting rights which are frozen etc.	
No. of shareholders	No of share held

Table III- Unclaim Details

Details of Shares which remain unclaimed may be given here along with details such as number of shareholders, outstanding shares held in demat/unclaimed suspense account, voting rights which are frozen etc.	
No. of shareholders	No of share held

Table III- Person in Concert

Details of the shareholders acting as persons in Concert including their Shareholding			
Name of shareholder	Name of PAC	No. of share	Holding %

