

HEC **INFRA PROJECTS LIMITED**

ENGINEERING CONSULTANTS & CONTRACTORS

Sigma-1 Corporates, Corporate House No. 6, Sindhu Bhavan Road, Nr. Mann Party Plot Cross Road,
Bodakdev, Ahmedabad - 380 054. Gujarat, India. Telefax ; +91 - 79 - 4008 6771-74.
E-mail : elect@hecproject.com, Web. : www.hecprojects.in, CIN : L45 00G 005PLC046870

Date: 16th October, 2019

To,
National Stock Exchange of India Limited
Exchange Plaza,
Plot no: C/1, G Block,
Bandra-Kurla Complex,
Bandra (E),
Mumbai - 400 051.
Symbol: HECPROJECT
Series: SM

Dear Sir/ Madam,

Sub: Submission of Shareholding Pattern for the Half year ended on 30th September, 2019

Pursuant to Regulation 31(1)(b) of the Securities and Exchange Board of India (Listing Obligations and Disclosure Requirements) Regulations, 2015 please find enclosed herewith Shareholding Pattern for the half year ended on 30th September, 2019.

Kindly acknowledge the same.

Thanking You.

For, HEC INFRA PROJECTS LIMITED

Jeel Patel

JEEL PATEL
COMPANY SECRETARY



Enclosure: As above

Quality & Commitment....

ANNEXURE

1. **Name of Listed Entity: HEC Infra Projects Limited**
2. Scrip Code/Name of Scrip/Class of Security: HECPROJECT
3. Share Holding Pattern Filed under: 31b
4. **Share Holding Pattern as on : 30-Sep-2019**
5. **Declaration:** The Listed entity is required to submit the following declaration to the extent of submission of information:-

| S. No. | Particulars | Yes/No | |
|--------|--|--------|--|
| 1 | Whether the Listed Entity has issued any partly paid up shares? | No | |
| 2 | Whether the Listed Entity has issued any Convertible Securities? | No | |
| 3 | Whether the Listed Entity has any shares against which depository receipts are issued? | No | |
| 4 | Whether the Listed Entity has any shares in locked-in? | No | |
| 5 | Whether any shares held by promoters are pledge or otherwise encumbered? | No | |
| 6 | Whether the Listed Entity has issued any differential Voting Rights? | No | |
| 7 | Whether the Listed Entity has issued any Warrants ? | No | |
| 8 | Whether the listed entity has any significant beneficial owner? | No | |



Table I - Summary Statement holding of specified securities

| Category (I) | Category of shareholder (II) | Nos. of shareholders (III) | No. of fully paid up equity shares held (IV) | No. of Partly paid-up equity shares held (V) | No. of shares underlying Depository Receipts (VI) | Total nos. shares held (VII) = (IV)+(V)+(VI) | Shareholding as a % of total no. of shares (calculated as per SCRR, 1957) (VIII) | Number of Voting Rights held in each class of securities (IX) | | | | No. of Shares Underlying Outstanding convertible securities (including Warrants) (X) | Shareholding, as a % assuming full conversion of convertible securities (as a percentage of diluted share capital) (XI) = (VII)+(X) | Number of Locked in shares (XII) | | Number of Shares pledged or otherwise encumbered (XIII) | | Number of equity shares held in dematerialized form (XIV) | | |
|--------------|--------------------------------|----------------------------|--|--|---|--|--|---|---------------|---------|-------------------------|--|--|----------------------------------|-----------------------------|---|---------------------------------|---|--------------------|--|
| | | | | | | | | No of Voting Rights | | | Total as a % of (A+B+C) | | | No. (a) | As a % of total Shares held | No. (a) | As a % of total Shares held (b) | | | |
| | | | | | | | | Classes eg: X | Classes eg: y | Total | | | | | | | | | | |
| | | | | | | | | | | | | | | | | | | | As a % of (A+B+C2) | |
| | | | | | | | | | | | | | | | | | | | | |
| A | Promoter & Promoter Group | 6 | 1488432 | 0 | 0 | 1488432 | 73.41 | 1488432 | 0 | 1488432 | 73.41 | 0 | 0 | | | 1488432 | | | | |
| B | Public | 81 | 539200 | 0 | 0 | 539200 | 26.59 | 539200 | 0 | 539200 | 26.59 | 0 | 0 | | | 539200 | | | | |
| C | Non Promoter-Non Public | 0 | 0 | 0 | 0 | 0 | 0 | 0 | 0 | 0 | 0 | 0 | 0 | 0 | 0 | 0 | 0 | | | |
| C1 | Shares underlying DRs | 0 | 0 | 0 | 0 | 0 | 0 | 0 | 0 | 0 | 0 | 0 | 0 | 0 | 0 | 0 | 0 | | | |
| C2 | Shares held by Employee Trusts | 0 | 0 | 0 | 0 | 0 | 0 | 0 | 0 | 0 | 0 | 0 | 0 | 0 | 0 | 0 | 0 | | | |
| | Total | 87 | 2027632 | 0 | 0 | 2027632 | 100 | 2027632 | 0 | 2027632 | 100 | 0 | 0 | | | 2027632 | | | | |





Table II - Statement showing shareholding pattern of the Promoter and Promoter Group

| Category & Name of the Shareholders (i) | PAN (ii) | No. of share older (iii) | No. of fully paid up equity shares held (iv) | Partly paid-up equity shares held (v) | Nos. of shares underlying Depository Receipts (vi) | Total nos. shares held (vii = iv+v+vi) | Shareholding % calculate d as per SCRR, 1957 (viii) | Number of Voting Rights held in each class of securities (ix) | | | No. of Shares Underlying Outstanding convertible securities (including Warrants) (x) | Shareholding, as a % assuming full conversion of convertible securities (xi) = (vii)+(x) as a % of A+B+C2 | Number of Locked in shares (xii) | | Number of Shares pledged or otherwise encumbered (xiii) | | Number of equity shares held in dematerialized form (xiv) | |
|---|------------------------------------|--------------------------|--|---------------------------------------|--|--|---|---|---------|---------|--|---|-------------------------------------|---------|---|---------|---|---------------------------------|
| | | | | | | | | No of Voting Rights | | | | | Total as a % of Total Voting rights | No. (a) | As a % of total Shares held (b) | No. (a) | | As a % of total shares held (b) |
| | | | | | | | | Class X | Class Y | Total | | | | | | | | |
| | | | | | | | | | | | | | | | | | | |
| 1 | Indian | 0 | 0 | 0 | 0 | 0 | 0 | 0 | 0 | 0 | 0 | 0 | 0 | 0 | 0 | 0 | 0 | |
| a | Individuals/Hindu undivided Family | 5 | 1394932 | 0 | 0 | 1394932 | 68.8 | 1394932 | 0 | 1394932 | 68.8 | 0 | 68.8 | 0 | 0 | | | 1394932 |
| | GAURANG PARMANAND SHAH | ACEP1S6664C | 1144982 | 0 | 0 | 1144982 | 56.47 | 1144982 | 0 | 1144982 | 56.47 | 0 | 56.47 | 0 | 0 | | | 1144982 |
| | RUPAL GAURANG SHAH | AFDP1S5118R | 243400 | 0 | 0 | 243400 | 12 | 243400 | 0 | 243400 | 12 | 0 | 12 | 0 | 0 | | | 243400 |
| | UNNATI VIKRAM SHAH | AIQP1S6604L | 4132 | 0 | 0 | 4132 | 0.2 | 4132 | 0 | 4132 | 0.2 | 0 | 0.2 | 0 | 0 | | | 4132 |
| | RAHUL GAURANG SHAH | DCFP1S0317N | 2318 | 0 | 0 | 2318 | 0.11 | 2318 | 0 | 2318 | 0.11 | 0 | 0.11 | 0 | 0 | | | 2318 |
| | VIKRAM PARMANAND SHAH | AIFP1S9377R | 100 | 0 | 0 | 100 | 0 | 100 | 0 | 100 | 0 | 0 | 0 | 0 | 0 | | | 100 |



| | | | | | | | | | | | | | | | | | | |
|---|--|--------------|---|---------|---|---|---------|-------|---------|---|---------|-------|---|-------|---|---|---|---------|
| b | Central Government/ State Government(s) | | 0 | 0 | 0 | 0 | 0 | 0 | 0 | 0 | 0 | 0 | 0 | 0 | 0 | 0 | 0 | 0 |
| c | Financial Institutions/ Banks | | 0 | 0 | 0 | 0 | 0 | 0 | 0 | 0 | 0 | 0 | 0 | 0 | 0 | 0 | 0 | 0 |
| d | Any Other (specify) | | 1 | 93500 | 0 | 0 | 93500 | 4.61 | 93500 | 0 | 9350 | 4.61 | 0 | 4.61 | 0 | 0 | | 93500 |
| | Bodies Corporate | | 1 | 93500 | 0 | 0 | 93500 | 4.61 | 93500 | 0 | 9350 | 4.61 | 0 | 4.61 | 0 | 0 | | 93500 |
| | PARAS ENGEN INDIA | AAE CP48 12E | 1 | 93500 | 0 | 0 | 93500 | 4.61 | 93500 | 0 | 9350 | 4.61 | 0 | 4.61 | 0 | 0 | | 93500 |
| | Sub-Total (A)(1) | | 6 | 1488432 | 0 | 0 | 1488432 | 73.41 | 1488432 | 0 | 1488432 | 73.41 | 0 | 73.41 | 0 | 0 | | 1488432 |
| 2 | Foreign | | 0 | 0 | 0 | 0 | 0 | 0 | 0 | 0 | 0 | 0 | 0 | 0 | 0 | 0 | | 0 |
| a | Individuals (Non-Resident Individuals/ Foreign Individuals) | | 0 | 0 | 0 | 0 | 0 | 0 | 0 | 0 | 0 | 0 | 0 | 0 | 0 | 0 | | 0 |
| b | Government | | 0 | 0 | 0 | 0 | 0 | 0 | 0 | 0 | 0 | 0 | 0 | 0 | 0 | 0 | | 0 |
| c | Institutions | | 0 | 0 | 0 | 0 | 0 | 0 | 0 | 0 | 0 | 0 | 0 | 0 | 0 | 0 | | 0 |
| d | Foreign Portfolio Investor | | 0 | 0 | 0 | 0 | 0 | 0 | 0 | 0 | 0 | 0 | 0 | 0 | 0 | 0 | | 0 |
| e | Any Other (specify) | | 0 | 0 | 0 | 0 | 0 | 0 | 0 | 0 | 0 | 0 | 0 | 0 | 0 | 0 | | 0 |
| | Sub-Total | | 0 | 0 | 0 | 0 | 0 | 0 | 0 | 0 | 0 | 0 | 0 | 0 | 0 | 0 | | 0 |



| | | | | | | | | | | | | | | | | | | | |
|---|---|----------|---|---|---------|-------|----------|---------|-------|---|---|-------|---|---|--|--|--|--|---------|
| (A)(2) | | | | | | | | | | | | | | | | | | | |
| Total Shareholding of Promoter and Promoter Group (A) = (A)(1)+(A)(2) | 6 | 14884032 | 0 | 0 | 1488432 | 73.41 | 14884032 | 1488432 | 73.41 | 0 | 0 | 73.41 | 0 | 0 | | | | | 1488432 |



Table III - Statement showing shareholding pattern of the Public shareholder

| Category & Name of the Shareholders (I) | PAN (II) | Nos. of shareholder (III) | No. of fully paid up equity shares held (IV) | Partly paid-up equity shares held (V) | Nos. of shares underlying Depository Receipts (VI) | Total nos. shares held VII = IV+V+VI | Shareholding % calculated as per SCRR, 1957 As a % of (A+B+C2) VIII | Number of Voting Rights held in each class of securities (IX) | | | No. of Shares Underlying Outstanding convertible securities (including Warrants) (X) | Total shareholding, as a % assuming full conversion of convertible securities (as a percentage of diluted share capital) (XI) | Number of Locked in shares (XII) | | Number of Shares pledged or otherwise encumbered (XIII) | | Number of equity shares held in dematerialized form (XIV) | |
|---|----------|---------------------------|--|---------------------------------------|--|--------------------------------------|---|---|---------|-------|--|---|-------------------------------------|---------|---|--------------------------|---|--|
| | | | | | | | | No of Voting Rights | | | | | Total as a % of Total Voting rights | No. (a) | As a % of total Shares held (b) | No. (Not applicable) (a) | | As a % of total shares held (Not applicable) (b) |
| | | | | | | | | Class X | Class Y | Total | | | | | | | | |
| l Institutions | | 0 | 0 | 0 | 0 | 0 | 0 | 0 | 0 | 0 | 0 | 0 | 0 | 0 | 0 | 0 | 0 | 0 |
| a Mutual Funds/ | | 0 | 0 | 0 | 0 | 0 | 0 | 0 | 0 | 0 | 0 | 0 | 0 | 0 | 0 | 0 | 0 | 0 |
| b Venture Capital Funds | | 0 | 0 | 0 | 0 | 0 | 0 | 0 | 0 | 0 | 0 | 0 | 0 | 0 | 0 | 0 | 0 | 0 |
| c Alternate Investment Funds | | 0 | 0 | 0 | 0 | 0 | 0 | 0 | 0 | 0 | 0 | 0 | 0 | 0 | 0 | 0 | 0 | 0 |
| d Foreign Venture Capital Investors | | 0 | 0 | 0 | 0 | 0 | 0 | 0 | 0 | 0 | 0 | 0 | 0 | 0 | 0 | 0 | 0 | 0 |
| e Foreign Portfolio Investors | | 0 | 0 | 0 | 0 | 0 | 0 | 0 | 0 | 0 | 0 | 0 | 0 | 0 | 0 | 0 | 0 | 0 |
| f Financial Institutions/ Banks | | 0 | 0 | 0 | 0 | 0 | 0 | 0 | 0 | 0 | 0 | 0 | 0 | 0 | 0 | 0 | 0 | 0 |
| g Insurance Companies | | 0 | 0 | 0 | 0 | 0 | 0 | 0 | 0 | 0 | 0 | 0 | 0 | 0 | 0 | 0 | 0 | 0 |
| h Provident | | 0 | 0 | 0 | 0 | 0 | 0 | 0 | 0 | 0 | 0 | 0 | 0 | 0 | 0 | 0 | 0 | 0 |



| | | | | | | | | | | | | | | | | | | |
|----|---|--------------------|----|------------|---|--------|-------|-------------|------------|-------|---|-------|---|---|---|---|--|--------|
| | Funds/ Pension Funds | | | | | | | | | | | | | | | | | |
| i | Any Other (specify) | | 1 | 18240 0 | 0 | 182400 | 9 | 182400 0 | 182 400 | 9 | 0 | 9 | 0 | 0 | | | | 182400 |
| | Other | | 1 | 18240 0 | 0 | 182400 | 9 | 182400 0 | 182 400 | 9 | 0 | 9 | 0 | 0 | | | | 182400 |
| | WEALTH FIRST PORTFOLIO MANAGERS | AAB CD45 80C | 1 | 18240 0 | 0 | 182400 | 9 | 182400 0 | 182 400 | 9 | 0 | 9 | 0 | 0 | | | | 182400 |
| | Sub-Total (B)(1) | | 1 | 18240 0 | 0 | 182400 | 9 | 182400 0 | 182 400 | 9 | 0 | 9 | 0 | 0 | | | | 182400 |
| 2 | Central Government/ State Government(s) / President of India | | 0 | 0 | 0 | 0 | 0 | 0 | 0 | 0 | 0 | 0 | 0 | 0 | | | | 0 |
| | Sub-Total (B)(2) | | 0 | 0 | 0 | 0 | 0 | 0 | 0 | 0 | 0 | 0 | 0 | 0 | | | | 0 |
| 3 | Non- institutions | | 0 | 0 | 0 | 0 | 0 | 0 | 0 | 0 | 0 | 0 | 0 | 0 | | | | 0 |
| a | Individuals - | | 75 | 23320 0 | 0 | 233200 | 11.5 | 233200 0 | 233 200 | 11.5 | 0 | 11.5 | 0 | 0 | 0 | 0 | | 233200 |
| i | Individual shareholders holding nominal share capital up to Rs. 2 lakhs. | | 74 | 20800 0 | 0 | 208000 | 10.26 | 208000 0 | 208 000 | 10.26 | 0 | 10.26 | 0 | 0 | | | | 208000 |
| ii | Individual | | 1 | 25200 0 | 0 | 25200 | 1.24 | 25200 0 | 252 | 1.24 | 0 | 1.24 | 0 | 0 | | | | 25200 |



| | | | | | | | | | | | | | | | | | | | |
|---|--|--------------|----|-------|---|---|-------|------|-------|----|-------|------|---|------|---|---|--|--|-------|
| | shareholders holding nominal share capital in excess of Rs. 2 lakhs. | | | | | | | | | 00 | | | | | | | | | |
| | NITINKUMAR JAYANTILAL PATEL | ATH PP17 29P | 1 | 25200 | 0 | 0 | 25200 | 1.24 | 25200 | 0 | 25200 | 1.24 | 0 | 1.24 | 0 | 0 | | | 25200 |
| b | NBFCs registered with RBI | | 0 | 0 | 0 | 0 | 0 | 0 | 0 | 0 | 0 | 0 | 0 | 0 | 0 | 0 | | | 0 |
| c | Employee Trusts | | 0 | 0 | 0 | 0 | 0 | 0 | 0 | 0 | 0 | 0 | 0 | 0 | 0 | 0 | | | 0 |
| d | Overseas Depositories (holding DRs) (balancing figure) | | 0 | 0 | 0 | 0 | 0 | 0 | 0 | 0 | 0 | 0 | 0 | 0 | 0 | 0 | | | 0 |
| e | Any Other (specify) | | 5 | 12360 | 0 | 0 | 12360 | 6.1 | 12360 | 0 | 12360 | 6.1 | 0 | 6.1 | 0 | 0 | | | 12360 |
| | Bodies Corporate | | 3 | 11640 | 0 | 0 | 11640 | 5.74 | 11640 | 0 | 11640 | 5.74 | 0 | 5.74 | 0 | 0 | | | 11640 |
| | SUMANJU PROJECTS AND SERVICES LIMITED | AAV CS16 84E | 1 | 10800 | 0 | 0 | 10800 | 5.33 | 10800 | 0 | 10800 | 5.33 | 0 | 5.33 | 0 | 0 | | | 10800 |
| | HUF | | 2 | 7200 | 0 | 0 | 7200 | 0.36 | 7200 | 0 | 7200 | 0.36 | 0 | 0.36 | 0 | 0 | | | 7200 |
| | Sub-Total | | 80 | 35680 | 0 | 0 | 35680 | 17.6 | 35680 | 0 | 35680 | 17.6 | 0 | 17.6 | 0 | 0 | | | 35680 |



| | | | | | | | | | | | | | | | | | |
|---|----|--------|---|---|--------|------|--------|---|--------|------|---|------|---|---|--|--|--------|
| (B)(3) | | | 0 | | | | | 0 | | 800 | | | | | | | |
| Total Public Shareholding (B)= (B)(1)+(B)(2)+(B)(3) | 81 | 539200 | 0 | 0 | 539200 | 26.6 | 539200 | 0 | 539200 | 26.6 | 0 | 26.6 | 0 | 0 | | | 539200 |


Deepu

Table IV - Statement showing shareholding pattern of the Non Promoter- Non Public shareholder

| Category & Name of the Shareholders (I) | PAN (II) | No. of share older (III) | No. of fully paid up equity shares held (IV) | Partly paid-up equity shares held (V) | Nos. of underlying Depository Receipts (VI) | Total no. shares held (VII) = (IV+V+VI) | Shareholding % calculate d as per SCRR, 1957 As a % of (A+B+C2) (VIII) | Number of Voting Rights held in each class of securities (IX) | | | No. of Shares Outstanding convertible securities (including Warrants) (X) | Total shareholding, as a % assuming full conversion of convertible securities (as a percentage of diluted share capital) (XI) | Number of Locked in shares (XII) | | Number of Shares pledged or otherwise encumbered (XIII) | | Number of equity shares held in dematerialized form (XIV) (Not Applicable) | |
|--|----------|--------------------------|--|---------------------------------------|---|---|--|---|---------|-------|---|---|----------------------------------|-----------------------------|---|--|--|---|
| | | | | | | | | Class X | Class Y | Total | | | No. | As a % of total Shares held | No. (Not applicable) | As a % of total shares held (Not applicable) | | |
| 1 Custodian/DR Holder | | 0 | 0 | 0 | 0 | 0 | 0 | 0 | 0 | 0 | 0 | 0 | 0 | 0 | 0 | 0 | 0 | 0 |
| 2 Employee Benefit Trust (under SEBI (Share based Employee Benefit) Regulations, 2014) | | 0 | 0 | 0 | 0 | 0 | 0 | 0 | 0 | 0 | 0 | 0 | 0 | 0 | 0 | 0 | 0 | 0 |
| Total Non-Promoter-Non Public Shareholding (C) = (C)(1)+(C)(2) | | 0 | 0 | 0 | 0 | 0 | 0 | 0 | 0 | 0 | 0 | 0 | 0 | 0 | 0 | 0 | 0 | 0 |

Table V - Statement showing shareholding pattern of the Significant Beneficiary Owner (SBO)

| Name | PAN | Passport No. in case of a foreign national | Nationality | Details of holding/ exercise of right of the SBO in the reporting company, whether direct or indirect* | | | | | Date of creation acquisition of significant beneficial interest: |
|------|-----|--|-------------|--|---------------|--|---------------------|-----------------------------------|--|
| | | | | Shares | Voting rights | Rights on distributable dividend or any other distribution | Exercise of control | Exercise of significant influence | |
| | | | | | | | | | |




Table II- Unclaim Details

| | |
|---|-------------------------|
| Details of Shares which remain unclaimed may be given here along with details such as number of shareholders, outstanding shares held in demat/unclaimed suspense account, voting rights which are frozen etc. | |
| No. of shareholders | No of share held |

Table III- Unclaim Details

| | |
|---|-------------------------|
| Details of Shares which remain unclaimed may be given here along with details such as number of shareholders, outstanding shares held in demat/unclaimed suspense account, voting rights which are frozen etc. | |
| No. of shareholders | No of share held |

Table III- Person in Concert

| | | | |
|--|--------------------|---------------------|------------------|
| Details of the shareholders acting as persons in Concert including their Shareholding | | | |
| Name of shareholder | Name of PAC | No. of share | Holding % |

